

Chapter 08.03

Runge-Kutta 2nd Order Method for Ordinary Differential Equations

After reading this chapter, you should be able to:

1. understand the Runge-Kutta 2nd order method for ordinary differential equations and how to use it to solve problems.

What is the Runge-Kutta 2nd order method?

The Runge-Kutta 2nd order method is a numerical technique used to solve an ordinary differential equation of the form

$$\frac{dy}{dx} = f(x, y), y(0) = y_0$$

Only first order ordinary differential equations can be solved by using the Runge-Kutta 2nd order method. In other sections, we will discuss how the Euler and Runge-Kutta methods are used to solve higher order ordinary differential equations or coupled (simultaneous) differential equations.

How does one write a first order differential equation in the above form?

Example 1

Rewrite

$$\frac{dy}{dx} + 2y = 1.3e^{-x}, y(0) = 5$$

in

$$\frac{dy}{dx} = f(x, y), y(0) = y_0 \text{ form.}$$

Solution

$$\frac{dy}{dx} + 2y = 1.3e^{-x}, y(0) = 5$$

$$\frac{dy}{dx} = 1.3e^{-x} - 2y, y(0) = 5$$

In this case

$$f(x, y) = 1.3e^{-x} - 2y$$

Example 2

Rewrite

$$e^y \frac{dy}{dx} + x^2 y^2 = 2 \sin(3x), \quad y(0) = 5$$

in

$$\frac{dy}{dx} = f(x, y), \quad y(0) = y_0 \text{ form.}$$

Solution

$$e^y \frac{dy}{dx} + x^2 y^2 = 2 \sin(3x), \quad y(0) = 5$$

$$\frac{dy}{dx} = \frac{2 \sin(3x) - x^2 y^2}{e^y}, \quad y(0) = 5$$

In this case

$$f(x, y) = \frac{2 \sin(3x) - x^2 y^2}{e^y}$$

Runge-Kutta 2nd order method

Euler's method is given by

$$y_{i+1} = y_i + f(x_i, y_i)h \quad (1)$$

where

$$x_0 = 0$$

$$y_0 = y(x_0)$$

$$h = x_{i+1} - x_i$$

To understand the Runge-Kutta 2nd order method, we need to derive Euler's method from the Taylor series.

$$\begin{aligned} y_{i+1} &= y_i + \left. \frac{dy}{dx} \right|_{x_i, y_i} (x_{i+1} - x_i) + \frac{1}{2!} \left. \frac{d^2 y}{dx^2} \right|_{x_i, y_i} (x_{i+1} - x_i)^2 + \frac{1}{3!} \left. \frac{d^3 y}{dx^3} \right|_{x_i, y_i} (x_{i+1} - x_i)^3 + \dots \\ &= y_i + f(x_i, y_i)(x_{i+1} - x_i) + \frac{1}{2!} f'(x_i, y_i)(x_{i+1} - x_i)^2 + \frac{1}{3!} f''(x_i, y_i)(x_{i+1} - x_i)^3 + \dots \quad (2) \end{aligned}$$

As you can see the first two terms of the Taylor series

$$y_{i+1} = y_i + f(x_i, y_i)h$$

are Euler's method and hence can be considered to be the Runge-Kutta 1st order method.

The true error in the approximation is given by

$$E_t = \frac{f'(x_i, y_i)}{2!} h^2 + \frac{f''(x_i, y_i)}{3!} h^3 + \dots \quad (3)$$

So what would a 2nd order method formula look like. It would include one more term of the Taylor series as follows.

$$y_{i+1} = y_i + f(x_i, y_i)h + \frac{1}{2!} f'(x_i, y_i)h^2 \quad (4)$$

Let us take a generic example of a first order ordinary differential equation

$$\frac{dy}{dx} = e^{-2x} - 3y, y(0) = 5$$

$$f(x, y) = e^{-2x} - 3y$$

Now since y is a function of x ,

$$\begin{aligned} f'(x, y) &= \frac{\partial f(x, y)}{\partial x} + \frac{\partial f(x, y)}{\partial y} \frac{dy}{dx} \\ &= \frac{\partial}{\partial x}(e^{-2x} - 3y) + \frac{\partial}{\partial y}[(e^{-2x} - 3y)](e^{-2x} - 3y) \\ &= -2e^{-2x} + (-3)(e^{-2x} - 3y) \\ &= -5e^{-2x} + 9y \end{aligned} \quad (5)$$

The 2nd order formula for the above example would be

$$\begin{aligned} y_{i+1} &= y_i + f(x_i, y_i)h + \frac{1}{2!} f'(x_i, y_i)h^2 \\ &= y_i + (e^{-2x_i} - 3y_i)h + \frac{1}{2!}(-5e^{-2x_i} + 9y_i)h^2 \end{aligned}$$

However, we already see the difficulty of having to find $f'(x, y)$ in the above method. What Runge and Kutta did was write the 2nd order method as

$$y_{i+1} = y_i + (a_1k_1 + a_2k_2)h \quad (6)$$

where

$$\begin{aligned} k_1 &= f(x_i, y_i) \\ k_2 &= f(x_i + p_1h, y_i + q_{11}k_1h) \end{aligned} \quad (7)$$

This form allows one to take advantage of the 2nd order method without having to calculate $f'(x, y)$.

So how do we find the unknowns a_1 , a_2 , p_1 and q_{11} . Without proof (see Appendix for proof), equating Equation (4) and (6), gives three equations.

$$a_1 + a_2 = 1$$

$$a_2p_1 = \frac{1}{2}$$

$$a_2q_{11} = \frac{1}{2}$$

Since we have 3 equations and 4 unknowns, we can assume the value of one of the unknowns. The other three will then be determined from the three equations. Generally the value of a_2 is chosen to evaluate the other three constants. The three values generally used

for a_2 are $\frac{1}{2}$, 1 and $\frac{2}{3}$, and are known as Heun's Method, the midpoint method and

Ralston's method, respectively.

Heun's Method

Here $a_2 = \frac{1}{2}$ is chosen, giving

$$a_1 = \frac{1}{2}$$

$$p_1 = 1$$

$$q_{11} = 1$$

resulting in

$$y_{i+1} = y_i + \left(\frac{1}{2}k_1 + \frac{1}{2}k_2 \right)h \quad (8)$$

where

$$k_1 = f(x_i, y_i) \quad (9a)$$

$$k_2 = f(x_i + h, y_i + k_1h) \quad (9b)$$

This method is graphically explained in Figure 1.

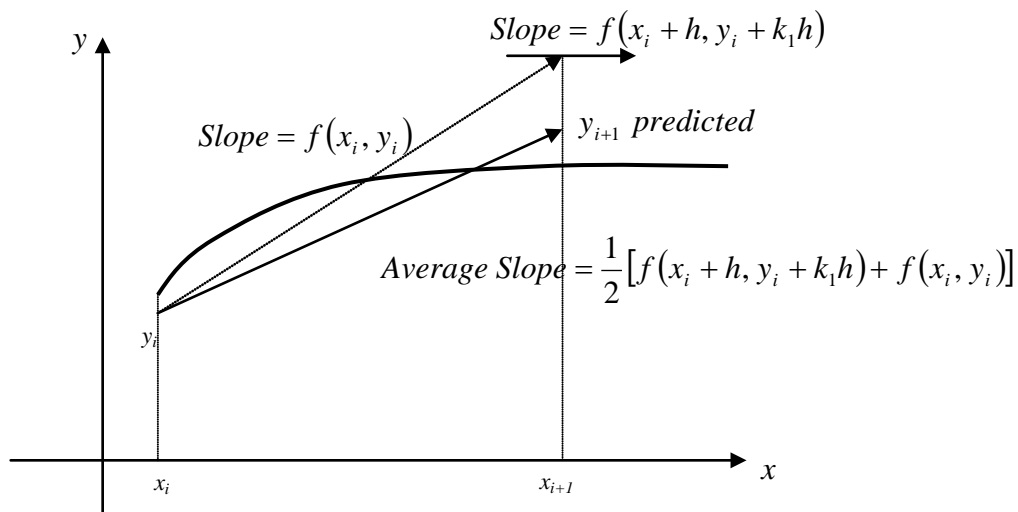


Figure 1 Runge-Kutta 2nd order method (Heun's method).

Midpoint Method

Here $a_2 = 1$ is chosen, giving

$$a_1 = 0$$

$$p_1 = \frac{1}{2}$$

$$q_{11} = \frac{1}{2}$$

resulting in

$$y_{i+1} = y_i + k_2h \quad (10)$$

where

$$k_1 = f(x_i, y_i) \quad (11a)$$

$$k_2 = f\left(x_i + \frac{1}{2}h, y_i + \frac{1}{2}k_1h\right) \quad (11b)$$

Ralston's Method

Here $a_2 = \frac{2}{3}$ is chosen, giving

$$a_1 = \frac{1}{3}$$

$$p_1 = \frac{3}{4}$$

$$q_{11} = \frac{3}{4}$$

resulting in

$$y_{i+1} = y_i + \left(\frac{1}{3}k_1 + \frac{2}{3}k_2\right)h \quad (12)$$

where

$$k_1 = f(x_i, y_i) \quad (13a)$$

$$k_2 = f\left(x_i + \frac{3}{4}h, y_i + \frac{3}{4}k_1h\right) \quad (13b)$$

Example 3

A rectifier-based power supply requires a capacitor to temporarily store power when the rectified waveform from the AC source drops below the target voltage. To properly size this capacitor a first-order ordinary differential equation must be solved. For a particular power supply, with a capacitor of $150 \mu\text{F}$, the ordinary differential equation to be solved is

$$\frac{dv(t)}{dt} = \frac{1}{150 \times 10^{-6}} \left\{ -0.1 + \max\left(\frac{|18 \cos(120\pi(t))| - 2 - v(t)}{0.04}, 0\right) \right\}$$

$$v(0) = 0$$

Using the Runge-Kutta 2nd order method, find the voltage across the capacitor at $t = 0.00004 \text{ s}$. Use step size $h = 0.00002 \text{ s}$.

Solution

$$\frac{dv}{dt} = \frac{1}{150 \times 10^{-6}} \left\{ -0.1 + \max\left(\frac{|18 \cos(120\pi(t))| - 2 - v}{0.04}, 0\right) \right\}$$

$$f(t, v) = \frac{1}{150 \times 10^{-6}} \left\{ -0.1 + \max\left(\frac{|18 \cos(120\pi(t))| - 2 - v}{0.04}, 0\right) \right\}$$

Per Heun's method

$$v_{i+1} = v_i + \left(\frac{1}{2}k_1 + \frac{1}{2}k_2\right)h$$

$$k_1 = f(t_i, v_i)$$

$$k_2 = f(t_i + h, v_i + k_1 h)$$

For $i = 0, t_0 = 0, v_0 = 0$

$$k_1 = f(t_0, v_0)$$

$$= f(0, 0)$$

$$= \frac{1}{150 \times 10^{-6}} \left\{ -0.1 + \max \left(\frac{|18 \cos(120\pi(0))| - 2 - (0)}{0.04}, 0 \right) \right\}$$

$$= \frac{1}{150 \times 10^{-6}} \{-0.1 + \max(400, 0)\}$$

$$= \frac{1}{150 \times 10^{-6}} \{-0.1 + 400\}$$

$$= 2.6660 \times 10^6$$

$$k_2 = f(t_0 + h, v_0 + k_1 h)$$

$$= f(0 + 0.00002, 0 + (2.6660 \times 10^6) 0.00002)$$

$$= f(0.00002, 53.32)$$

$$= \frac{1}{150 \times 10^{-6}} \left\{ -0.1 + \max \left(\frac{|18 \cos(120\pi(0.00002))| - 2 - (53.32)}{0.04}, 0 \right) \right\}$$

$$= \frac{1}{150 \times 10^{-6}} \{-0.1 + \max(-933.01, 0)\}$$

$$= \frac{1}{150 \times 10^{-6}} \{-0.1 + 0\}$$

$$= -666.67$$

$$v_1 = v_0 + \left(\frac{1}{2} k_1 + \frac{1}{2} k_2 \right) h$$

$$= 0 + \left(\frac{1}{2} (2.6660 \times 10^6) + \frac{1}{2} (-666.67) \right) 0.00002$$

$$= 0 + (1.3327 \times 10^6) 0.00002$$

$$= 26.653 \text{ V}$$

v_1 is the approximate voltage at

$$t = t_1 = t_0 + h = 0 + 0.00002 = 0.00002 \text{ s}$$

$$v(0.00002) \approx v_1 = 26.653 \text{ V}$$

For $i = 1, t_1 = t_0 + h = 0 + 0.00002 = 0.00002, v_1 = 26.653$

$$k_1 = f(t_1, v_1)$$

$$= f(0.00002, 26.653)$$

$$= \frac{1}{150 \times 10^{-6}} \left\{ -0.1 + \max \left(\frac{|18 \cos(120\pi(0.00002))| - 2 - (26.653)}{0.04}, 0 \right) \right\}$$

$$\begin{aligned}
&= \frac{1}{150 \times 10^{-6}} \{-0.1 + \max(-266.33, 0)\} \\
&= \frac{1}{150 \times 10^{-6}} \{-0.1 + 0\} \\
&= -666.67 \\
k_2 &= f(t_1 + h, v_1 + k_1 h) \\
&= f(0.00002 + 0.00002, 26.653 + (-666.67)0.00002) \\
&= f(0.00004, 26.640) \\
&= \frac{1}{150 \times 10^{-6}} \left\{ -0.1 + \max\left(\frac{|18 \cos(120\pi(0.00004))| - 2 - (26.640)}{0.04}, 0 \right) \right\} \\
&= \frac{1}{150 \times 10^{-6}} \{-0.1 + \max(-266.01, 0)\} \\
&= \frac{1}{150 \times 10^{-6}} \{-0.1 + 0\} \\
&= -666.67 \\
v_2 &= v_1 + \left(\frac{1}{2}k_1 + \frac{1}{2}k_2 \right) h \\
&= 26.660 + \left(\frac{1}{2}(-666.67) + \frac{1}{2}(-666.67) \right) 0.00002 \\
&= 26.660 + (-666.67)0.00002 \\
&= 26.647 \text{ V}
\end{aligned}$$

v_2 is the approximate voltage at

$$\begin{aligned}
t &= t_2 = t_1 + h = 0 + 0.00004 = 0.00004 \text{ s} \\
v(0.00004) &\approx v_2 = 26.647 \text{ V}
\end{aligned}$$

The results from Heun's method are compared with exact result of $v(0.00004) = 15.974 \text{ V}$ in Figure 2.

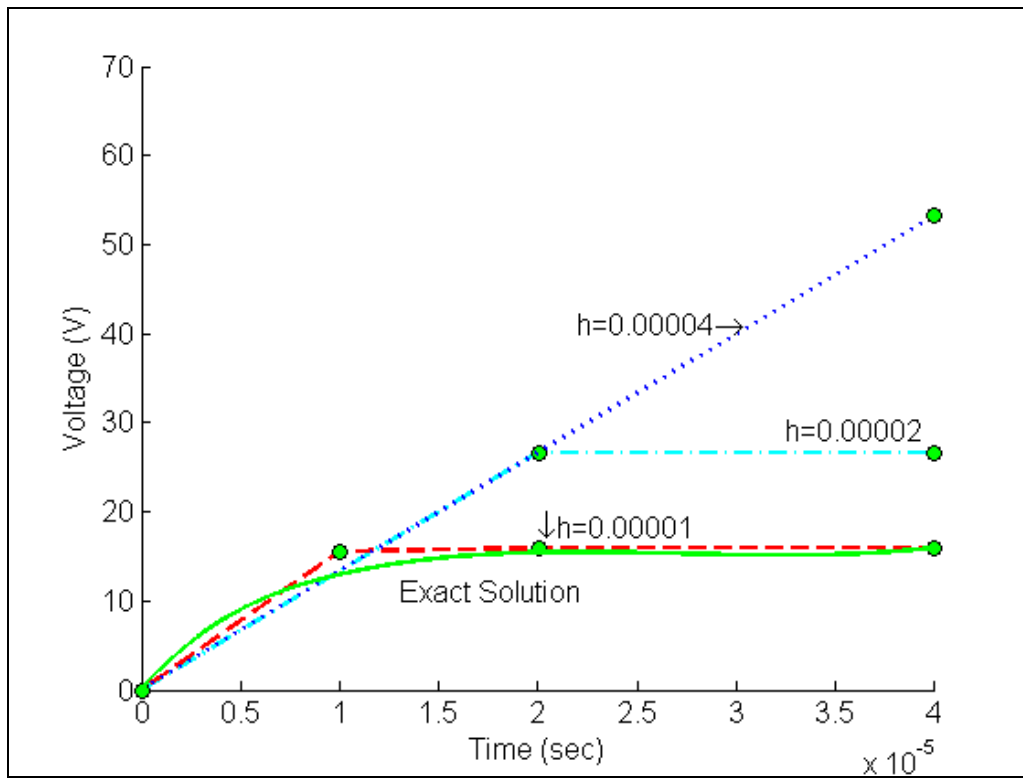


Figure 2 Heun's method results for different step sizes.

Using smaller step size would increase the accuracy of the result as given in Table 1 and Figure 3 below.

Table 1 Effect of step size for Heun's method.

Step size, h	$v(0.00004)$	E_t	$ \epsilon_t \%$
0.00004	53.307	-37.333	233.71
0.00002	26.640	-10.666	65.771
0.00001	15.980	-0.0056605	0.035436
0.000005	15.918	0.055825	0.34947
0.0000025	15.970	0.0044682	0.027974

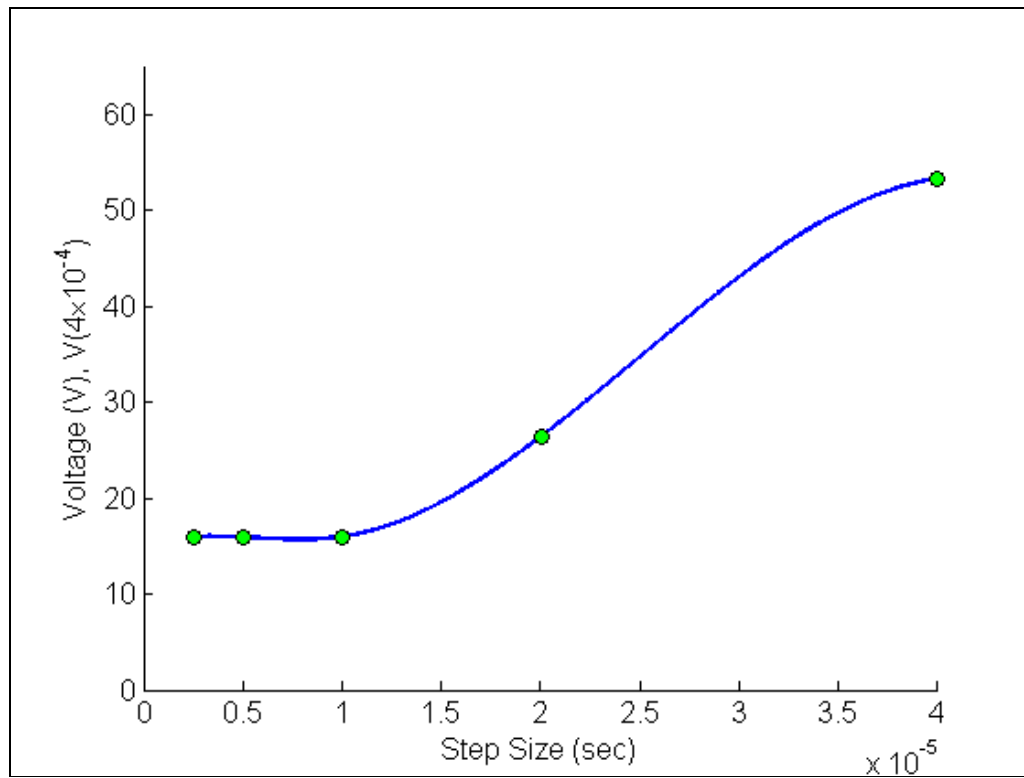


Figure 3 Effect of step size in Heun's method.

In Table 2, the Euler's method and Runge-Kutta 2nd order method results are shown as a function of step size.

Table 2 Comparison of Euler and the Runge-Kutta methods.

Step size, h	$v(0.00004)$			
	Euler	Heun	Midpoint	Ralston
0.00004	106.64	53.307	-0.026667	35.529
0.00002	53.307	26.640	-0.026667	17.751
0.00001	26.640	15.980	11.642	15.363
0.000005	15.996	15.918	15.917	15.917
0.0000025	15.993	15.970	15.968	15.968

While in Figure 4, the comparison is shown over the range of time.

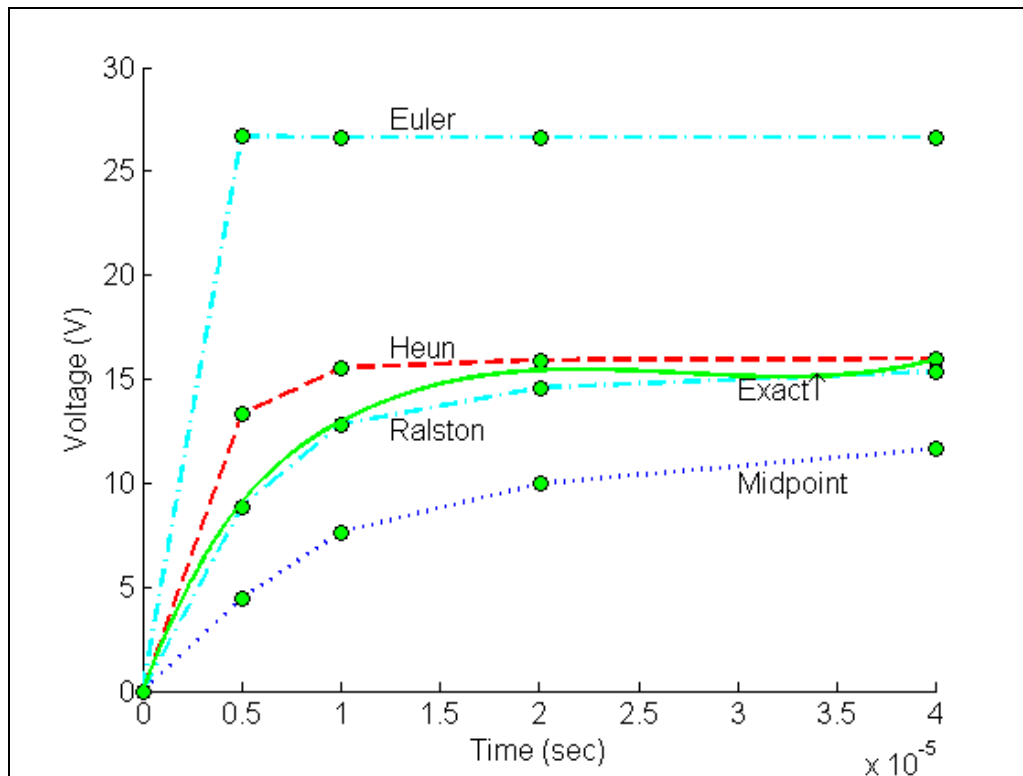


Figure 4 Comparison of Euler and Runge-Kutta methods with exact results over time.

How do these three methods compare with results obtained if we found $f'(x, y)$ directly?

Of course, we know that since we are including the first three terms in the series, if the solution is a polynomial of order two or less (that is, quadratic, linear or constant), any of the three methods are exact. But for any other case the results will be different.

Let us take the example of

$$\frac{dy}{dx} = e^{-2x} - 3y, y(0) = 5.$$

If we directly find $f'(x, y)$, the first three terms of the Taylor series gives

$$y_{i+1} = y_i + f(x_i, y_i)h + \frac{1}{2!} f'(x_i, y_i)h^2$$

where

$$f(x, y) = e^{-2x} - 3y$$

$$f'(x, y) = -5e^{-2x} + 9y$$

For a step size of $h = 0.2$, using Heun's method, we find

$$y(0.6) = 1.0930$$

The exact solution

$$y(x) = e^{-2x} + 4e^{-3x}$$

Runge-Kutta 2nd Order Method

08.03.11

gives

$$\begin{aligned}y(0.6) &= e^{-2(0.6)} + 4e^{-3(0.6)} \\ &= 0.96239\end{aligned}$$

Then the absolute relative true error is

$$\begin{aligned}|\epsilon_t| &= \left| \frac{0.96239 - 1.0930}{0.96239} \right| \times 100 \\ &= 13.571\%\end{aligned}$$

For the same problem, the results from Euler's method and the three Runge-Kutta methods are given in Table 3.

Table 3 Comparison of Euler's and Runge-Kutta 2nd order methods

	y(0.6)					
	Exact	Euler	Direct 2nd	Heun	Midpoint	Ralston
Value	0.96239	0.4955	1.0930	1.1012	1.0974	1.0994
$ \epsilon_t $ %		48.514	13.571	14.423	14.029	14.236

Appendix A

How do we get the 2nd order Runge-Kutta method equations?

We wrote the 2nd order Runge-Kutta equations without proof to solve

$$\frac{dy}{dx} = f(x, y), \quad y(0) = y_0 \quad (\text{A.1})$$

as

$$y_{i+1} = y_i + (a_1 k_1 + a_2 k_2)h \quad (\text{A.2})$$

where

$$k_1 = f(x_i, y_i) \quad (\text{A.3a})$$

$$k_2 = f(x_i + p_1 h, y_i + q_{11} k_1 h) \quad (\text{A.3b})$$

and

$$\begin{aligned}a_1 + a_2 &= 1 \\ a_2 p_2 &= \frac{1}{2} \\ a_2 q_{11} &= \frac{1}{2}\end{aligned} \quad (\text{A.4})$$

The advantage of using 2nd order Runge-Kutta method equations is based on not having to find the derivative of $f(x, y)$ symbolically in the ordinary differential equation

So how do we get the above three Equations (A.4)? This is the question that is answered in this Appendix.

Writing out the first three terms of Taylor series are

$$y_{i+1} = y_i + \left. \frac{dy}{dx} \right|_{x_i, y_i} h + \frac{1}{2!} \left. \frac{d^2 y}{dx^2} \right|_{x_i, y_i} h^2 + O(h^3) \quad (\text{A.5})$$

where

$$h = x_{i+1} - x_i$$

Since

$$\frac{dy}{dx} = f(x, y)$$

we can rewrite the Taylor series as

$$y_{i+1} = y_i + f(x_i, y_i)h + \frac{1}{2!} f'(x_i, y_i)h^2 + O(h^3) \quad (\text{A.6})$$

Now

$$f'(x, y) = \frac{\partial f(x, y)}{\partial x} + \frac{\partial f(x, y)}{\partial y} \frac{dy}{dx}. \quad (\text{A.7})$$

Hence

$$\begin{aligned} y_{i+1} &= y_i + f(x_i, y_i)h + \frac{1}{2!} \left(\left. \frac{\partial f}{\partial x} \right|_{x_i, y_i} + \left. \frac{\partial f}{\partial y} \right|_{x_i, y_i} \times \left. \frac{dy}{dx} \right|_{x_i, y_i} \right) h^2 + O(h^3) \\ &= y_i + f(x_i, y_i)h + \frac{1}{2} \left. \frac{\partial f}{\partial x} \right|_{x_i, y_i} h^2 + \frac{1}{2} \left. \frac{\partial f}{\partial y} \right|_{x_i, y_i} f(x_i, y_i)h^2 + O(h^3) \end{aligned} \quad (\text{A.8})$$

Now the term used in the Runge-Kutta 2nd order method for k_2 can be written as a Taylor series of two variables with the first three terms as

$$\begin{aligned} k_2 &= f(x_i + p_1 h, y_i + q_{11} k_1 h) \\ &= f(x_i, y_i) + p_1 h \left. \frac{\partial f}{\partial x} \right|_{x_i, y_i} + q_{11} k_1 h \left. \frac{\partial f}{\partial y} \right|_{x_i, y_i} + O(h^2) \end{aligned} \quad (\text{A.9})$$

Hence

$$\begin{aligned} y_{i+1} &= y_i + (a_1 k_1 + a_2 k_2)h \\ &= y_i + \left(a_1 f(x_i, y_i) + a_2 \left\{ f(x_i, y_i) + p_1 h \left. \frac{\partial f}{\partial x} \right|_{x_i, y_i} + q_{11} k_1 h \left. \frac{\partial f}{\partial y} \right|_{x_i, y_i} + O(h^2) \right\} \right) h \\ &= y_i + (a_1 + a_2) h f(x_i, y_i) + a_2 p_1 h^2 \left. \frac{\partial f}{\partial x} \right|_{x_i, y_i} + a_2 q_{11} f(x_i, y_i) h^2 \left. \frac{\partial f}{\partial y} \right|_{x_i, y_i} + O(h^3) \end{aligned} \quad (\text{A.10})$$

Equating the terms in Equation (A.8) and Equation (A.10), we get

$$a_1 + a_2 = 1$$

$$a_2 p_1 = \frac{1}{2}$$

$$a_2 q_{11} = \frac{1}{2}$$

Runge-Kutta 2nd Order Method

08.03.13

ORDINARY DIFFERENTIAL EQUATIONS

Topic	Runge 2nd Order Method for Ordinary Differential Equations
Summary	Textbook notes on Runge 2nd order method for ODE
Major	Computer Engineering
Authors	Autar Kaw
Last Revised	September 8, 2009
Web Site	http://numericalmethods.eng.usf.edu
